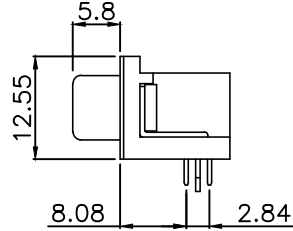
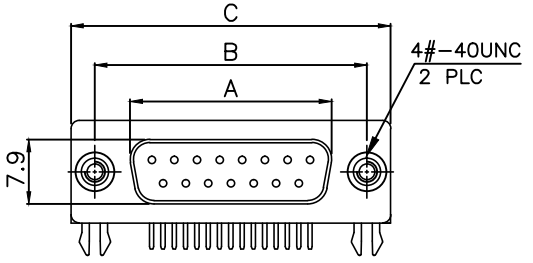


Rev.	Description	Date	Drawn	Checked
A	INITIAL RELEASE	2005.10.10	Fong_Lin	



No.	A	B	C
09	16.32	24.99	30.81
15	24.66	33.32	39.14
25	38.38	47.04	53.04
37	54.84	63.50	69.32

1. Specification:

Contact Current Rating: 3Amperes.
 Dielectric Withstanding Voltage: AC 500V at sea level.
 Insulation Resistance: 1000 Megohms Min.
 Contact Resistance: 30Milliohms Max.
 Operation Temperature : -55°C to +105°C.

2. Material

Contact: Copper Alloy.
 Insulator: Option (PBT/PA6T/LCP/PA9T)
 Shell: SPCC.
 Z-Piece: Copper Alloy.
 Screw: Iron.
 Rivet: Copper Alloy. or Zinc.

3. Part No.:

Series: D-SUB 90° Type

Pin No.: 09, 15, 25, 37

Female

Shell Plated: 8.Nickel, 9.Tin

Housing Color: 1: White, 3: Black

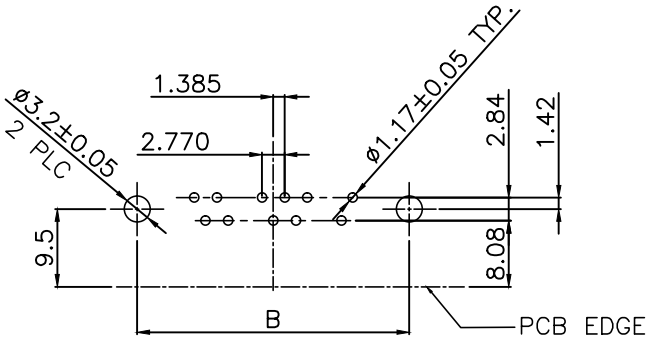
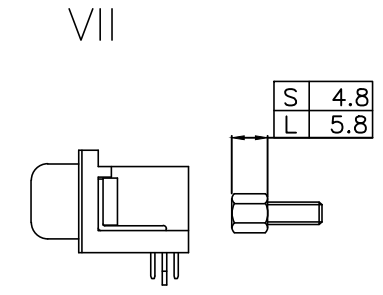
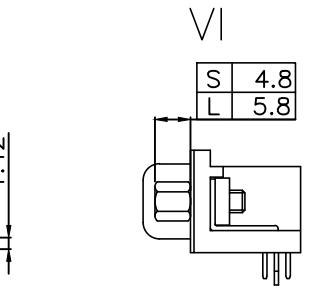
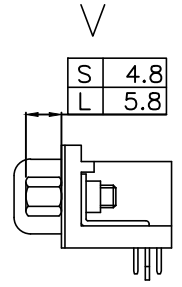
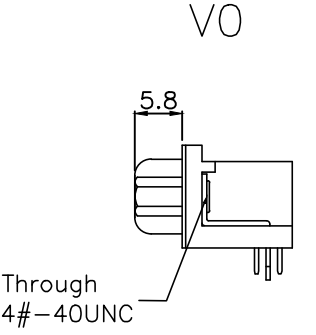
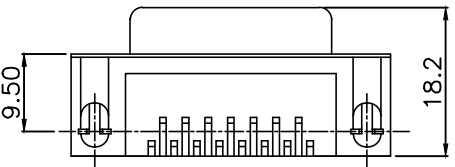
Contact Plated Material: 1 Full Gold, 2 Half Gold

Insulator Material: Vacant: Default PBT, P2: PA6T, P3: LCP, P4: PA9T

Screw Size: Vacant: No Screw, S: 4.8, L: 5.8

Screw Type: Vacant: No Accessories, V0: Coalescent Nut H=5.8, V: Lock Screw, VI: With Screw, VII: Additional Screw.

Contact Plated: Vacant: Gold Flash, 3: 3u", 5: 5u", 6: 10u", 7: 15u", 8: 30u"



Recommend P.C.B Layout



GENERAL TOLERANCE: .X ±0.30 Ang. ±2° .XX ±0.25 .XXX ±0.15		DRAWN: SWC		慶崙企業股份有限公司 CHINSHONG ENTERPRISE CO.,LTD.	
UNIT: mm SCALE: Free		APPROVED:			
PROJECTION:	DATE: 2005.10.10	TITLE	D-SUB Female 90°-DIP/ 7.2		
DWG. No.	VERSION: A	PART No.	103XXFXXXX-X-X-X-LF		