

1 2 3 4 5 6 7 8

Rev.	Description	Date	Drawn	Checked
A	INITIAL RELEASE	2009.01.05	Eric	
B	UPDATE DIMENSION	2015.03.18	SWC	
C	ADD DIMENSION	2015.09.08	SWC	

A

A

B

B

C

C

D

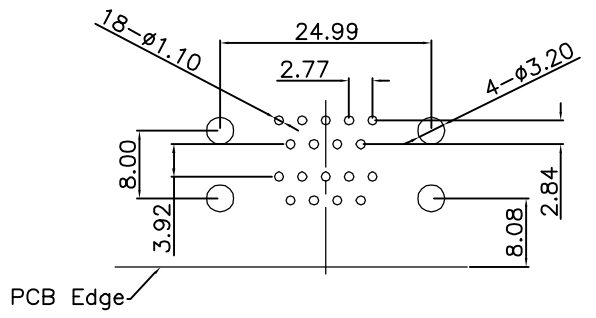
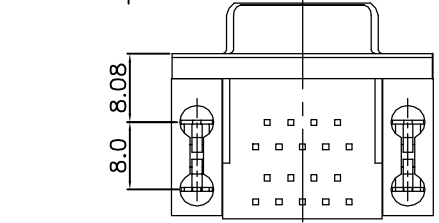
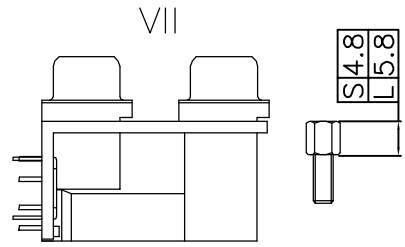
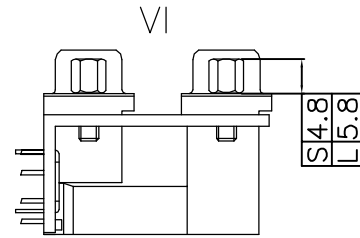
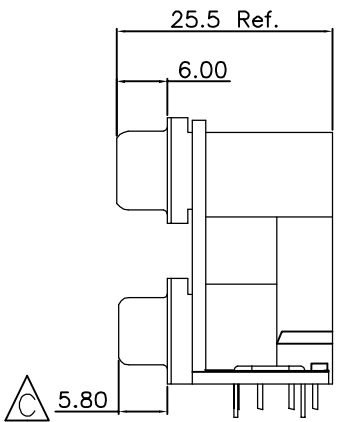
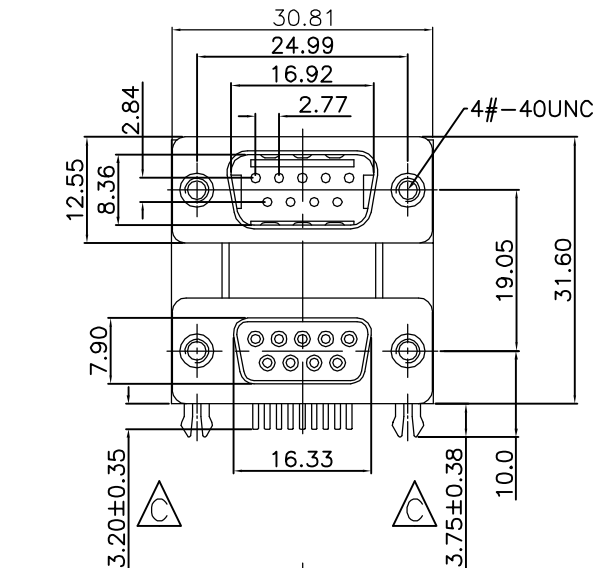
D

E

E

F

F



Recommended P.C.B Layout

1. Specification:

Current Rating: 3 Amperes.
 Insulation Resistance: 1000 Megohms Min.
 Dielectric Withstanding Voltage: AC 1000/60 Sec. R.M.S
 Contact Resistance: 25 Miliohms Max.
 Operation Temperature: -55°C To +105°C

2. Part No.:

$\frac{113}{1} \frac{01}{2} \frac{B}{3} \frac{X}{4} \frac{3}{5} \frac{X}{6} - \frac{X}{7} - \frac{Y}{8} - \frac{H}{9} - \frac{X}{10} - LF$

- | | |
|--|--|
| 1. Series
Dual D-SUB | 6. Contact Plated
1: Full Gold
2: Gold Flash (Half)
5: 5u" Gold (Half)
6: 10u" Gold (Half)
7: 15u" Gold (Half)
8: 30u" Gold (Half) |
| 2. Contact No.
01: 09 Pin/09 Pin | 7. Parts
VI: Fixed Hex-Screws
VII: Loose Hex-Screws |
| 3. Contact Type
B: M/F | 8. Parts Spacing
Y: 19.05 |
| 4. Shell Plated
8: Nickel
9: Tin
11: Gold | 9. Process Option
H: 8.0 |
| 5. Housing Color
3: Black | 10. Screw Length
S: 4.8 |



GENERAL TOLERANCE: .X ±0.30 Ang. ±2° .XX ±0.25 .XXX ±0.15	DRAWN: SWC	慶崙企業股份有限公司 CHINSHONG ENTERPRISE CO.,LTD.	
	APPROVED:		
UNIT: mm	SCALE: Free	DATE: 2015.09.08	TITLE Dual 09M-09F
PROJECTION: 	VERSION: C	PART No.	11301BX3X-X-Y-H-X-LF

1 2 3 4 5 6 7 8